

MODEL	WHEELS	WHEELBASE (MM)	RATED CAPACITY KGS @ 500MM LOAD CENTRE				
			1250	1500	1600	1800	2000
FTB13-E2S	3	1280	●				
FTB15-E2S				●			
FTB16-E2		1385			●		
FTB18-E2						●	
FTB16-E2L		1495			●		
FTB18-E2L						●	
FTB20-E2L	4						●
FB16-E2		1430			●		
FB18-E2L						●	
FB20-E2L		1540					●



TCM
Always Evolving



TCM
Always Evolving



FB SERIES



S3 - STABILITY SUPPORT SYSTEM

Designed to assist the driver and reduce risks when operating the truck (standard on all FB Series)

- Speed control when turning
- Drive performance automatically adjusted dependent on lift height, load weight & forward tilt angle
- Drive speed controlled when on a slope
- Reduced lift and tilting speed according to the lift height and load amount




OPTIMISED VISIBILITY

- Thin rear pillar
- Flat bar overhead guard
- Low instruments panel increase fork-tip visibility
- Transparent panel increases fork-root visibility



PRE-OPERATION CHECKLIST



PIN CODE ENTRY SYSTEM



AUTOMATIC PARKING BRAKE (Stop on ramp)



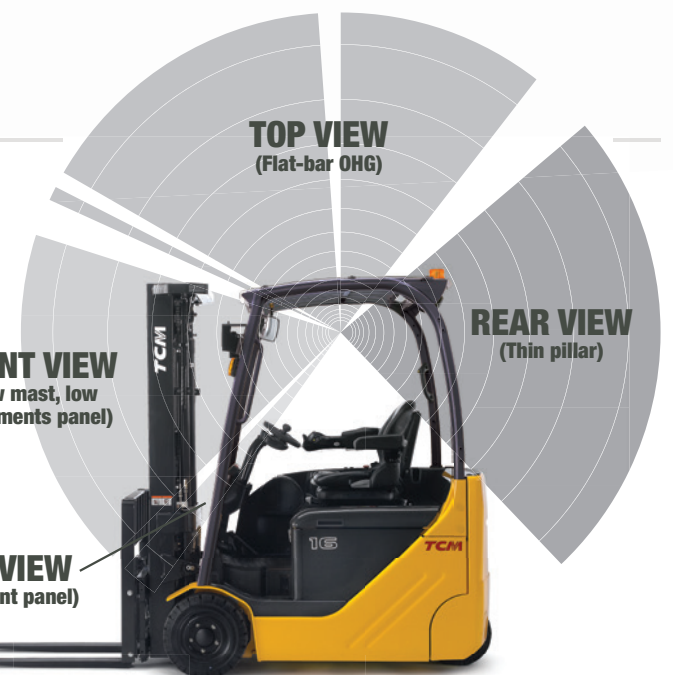
360° HEIGHT VISIBILITY



LESS WORKING ACCIDENTS



IMPROVED SAFETY





FB SERIES



SIDE BATTERY EXTRACTION

- We will work to find the right battery solution for your operation

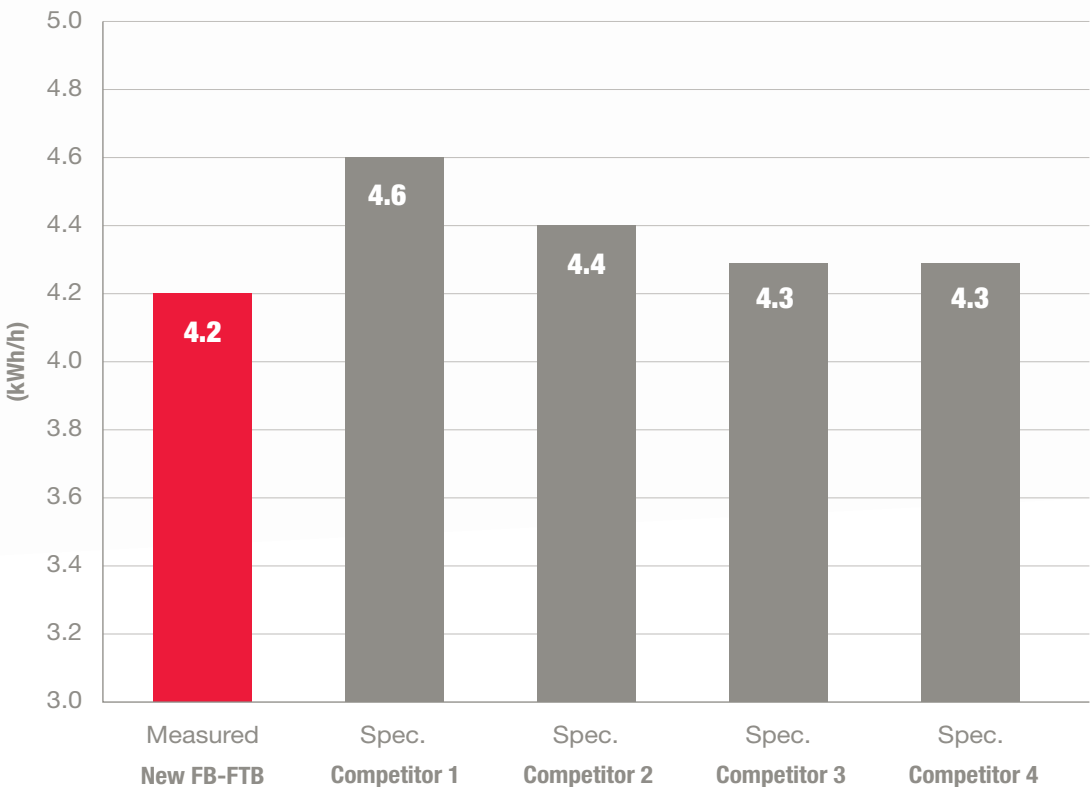


INDUSTRY LEADING LOW ENERGY CONSUMPTION

Low energy consumption

- Energy consumption measured to 4.2kW/h according to industry standard VDI test
- FTB most energy efficient model in the class

VDI Energy Consumption (60 Cycle/HR)



EASY SERVICE ACCESS

- Increasing your uptime



FB SERIES



COST OF OPERATION

Operators represent a large cost in operations. When it comes to the efficiency of the truck we invest in the operator, making them more comfortable, therefore more efficient

20%

TRUCK

80%

OPERATOR



UNIQUE ERGONOMIC DESIGN FOR OPERATOR COMFORT & PRODUCTIVITY

- Fully adjustable, fit for purpose, working environment
- Spacious (even for big operators)
- Minimalist steering column
- Multifunction mechanical levers
- Finger tip control (as an option)



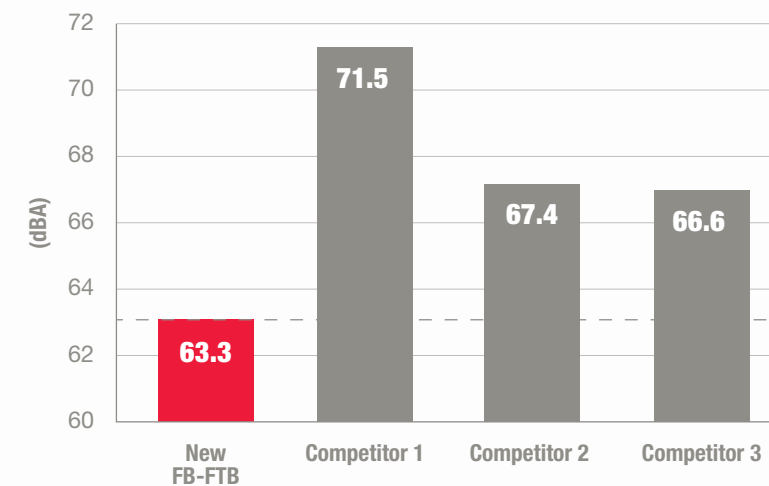
OPTIONAL



QUIET OPERATION

A quiet environment makes the operator productive and safe. It's as quiet as a luxury car

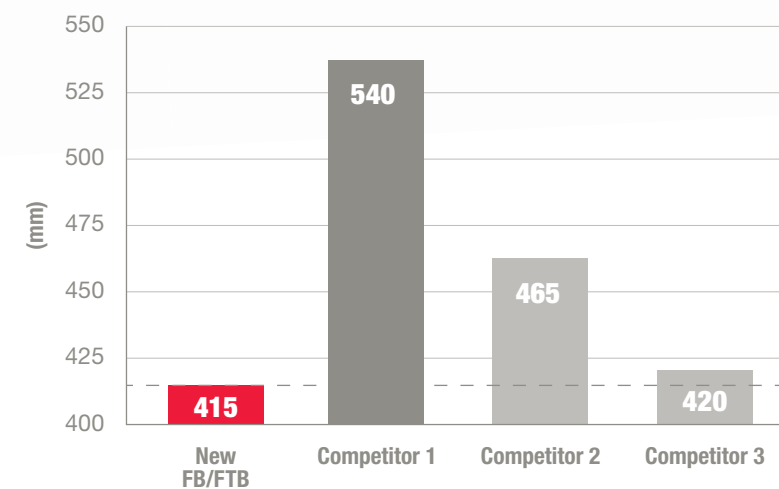
Operating sound level, hydraulics



EASY GET ON/OFF

Low step height, designed for easy access

Step Height



570 mm (FLOOR)
415 mm (STEP)