

3 & 4 Wheel Electric Counterbalance Forklift

FB SERIES

TCM
Trusted Partner


SAFETY


EFFICIENCY


COMFORT



TCM
Always Evolving

FB SERIES



S3 - STABILITY SUPPORT SYSTEM

Designed to assist the driver and reduce risks when operating the truck (standard on all FB Series)

- Speed control when turning
- Drive performance automatically adjusted dependent on lift height, load weight & forward tilt angle
- Drive speed controlled when on a slope
- Reduced lift and tilting speed according to the lift height and load amount



PRE-OPERATION CHECKLIST



PIN CODE ENTRY SYSTEM



AUTOMATIC PARKING BRAKE (Stop on ramp)



SAFETY



OPTIMISED VISIBILITY

- Thin rear pillar
- Flat bar overhead guard
- Low instruments panel increase fork-tip visibility
- Transparent panel increases fork-root visibility



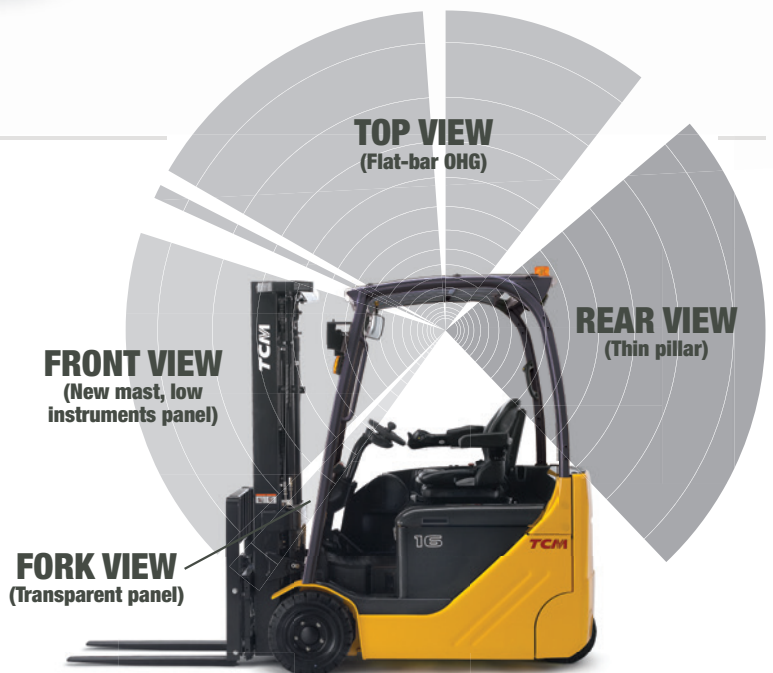
**360°
HEIGHT
VISIBILITY**



**LESS
WORKING
ACCIDENTS**



**IMPROVED
SAFETY**



**TOP VIEW
(Flat-bar OHG)**

**FRONT VIEW
(New mast, low
instruments panel)**

**REAR VIEW
(Thin pillar)**

**FORK VIEW
(Transparent panel)**

FB SERIES

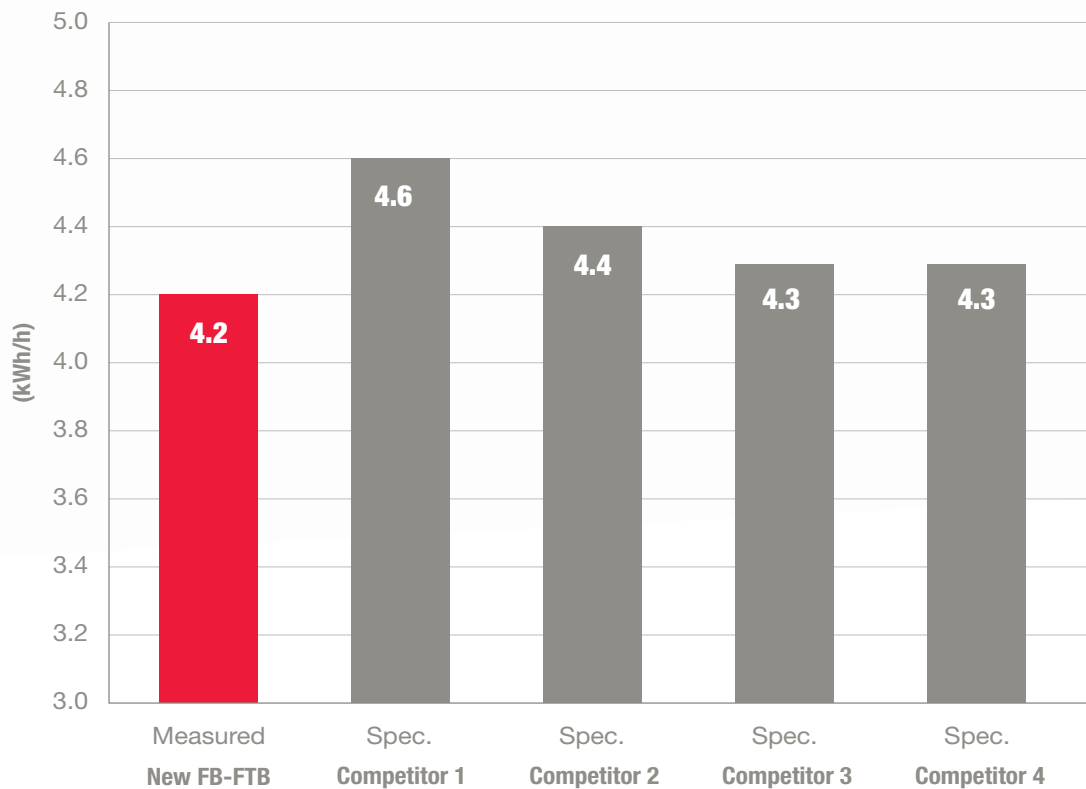


INDUSTRY LEADING LOW ENERGY CONSUMPTION

Low energy consumption

- Energy consumption measured to 4.2kW/h according to industry standard VDI test
- FTB most energy efficient model in the class

VDI Energy Consumption (60 Cycle/HR)



EFFICIENCY



SIDE BATTERY EXTRACTION

- We will work to find the right battery solution for your operation



EASY SERVICE ACCESS

- Increasing your uptime



TCM
Always Evolving

FB SERIES



COST OF OPERATION

Operators represent a large cost in operations. When it comes to the efficiency of the truck we invest in the operator, making them more comfortable, therefore more efficient



TRUCK



OPERATOR



UNIQUE ERGONOMIC DESIGN FOR OPERATOR COMFORT & PRODUCTIVITY

- Fully adjustable, fit for purpose, working environment
- Spacious (even for big operators)
- Minimalist steering column
- Multifunction mechanical levers
- Finger tip control (as an option)



OPTIONAL

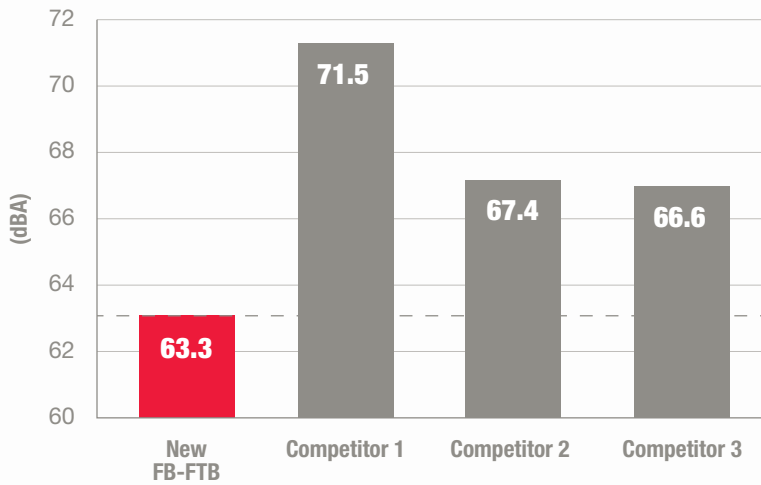




QUIET OPERATION

A quiet environment makes the operator productive and safe. It's as quiet as a luxury car

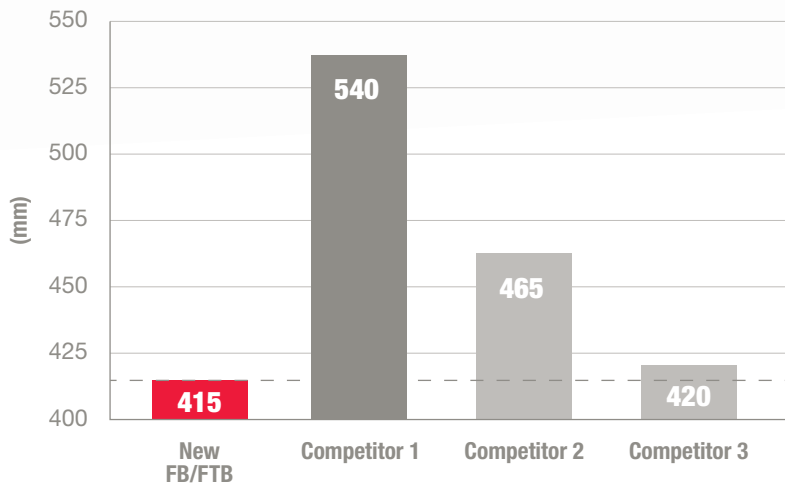
Operating sound level, hydraulics




EASY GET ON/OFF

Low step height, designed for easy access

Step Height





| MODEL | WHEELS | WHEELBASE (MM) | RATED CAPACITY KGS @ 500MM LOAD CENTRE | | | | |
|-----------|--------|----------------|--|------|------|------|------|
| | | | 1250 | 1500 | 1600 | 1800 | 2000 |
| FTB13-E2S | 3 | 1280 | • | | | | |
| FTB15-E2S | | | | • | | | |
| FTB16-E2 | | 1385 | | | • | | |
| FTB18-E2 | | | | | | • | |
| FTB16-E2L | | | | | | • | |
| FTB18-E2L | | 1495 | | | | • | |
| FTB20-E2L | | | | | | | • |
| FB16-E2 | 4 | 1430 | | | • | | |
| FB18-E2L | | 1540 | | | • | | |
| FB20-E2L | | | | | | • | |

