

3 & 4 Wheel Electric Counterbalance Forklift  
FB SERIES

EFFICIENCY

COMFORT

SAFETY

**TCM**  
Trusted Partner



**TCM**  
Always Evolving





# FB SERIES



## S3 - STABILITY SUPPORT SYSTEM

Designed to assist the driver and reduce risks when operating the truck (standard on all FB Series)

- Speed control when turning
- Drive performance automatically adjusted dependent on lift height, load weight & forward tilt angle
- Drive speed controlled when on a slope
- Reduced lift and tilting speed according to the lift height and load amount



## OPTIMISED VISIBILITY

- Thin rear pillar
- Flat bar overhead guard
- Low instruments panel increase fork-tip visibility
- Transparent panel increases fork-root visibility



**PRE-OPERATION CHECKLIST**



**PIN CODE ENTRY SYSTEM**



**AUTOMATIC PARKING BRAKE (Stop on ramp)**



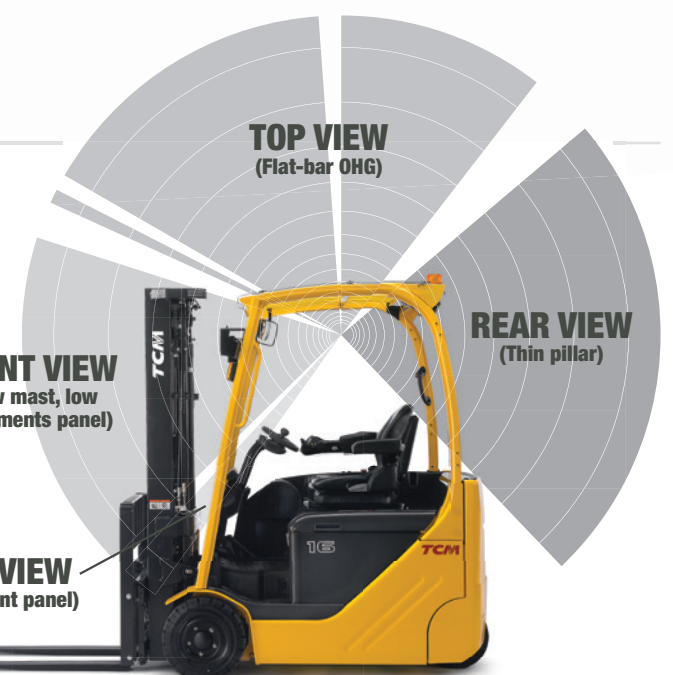
**360° HEIGHT VISIBILITY**



**LESS WORKING ACCIDENTS**



**IMPROVED SAFETY**







# FB SERIES



## SIDE BATTERY EXTRACTION

- We will work to find the right battery solution for your operation

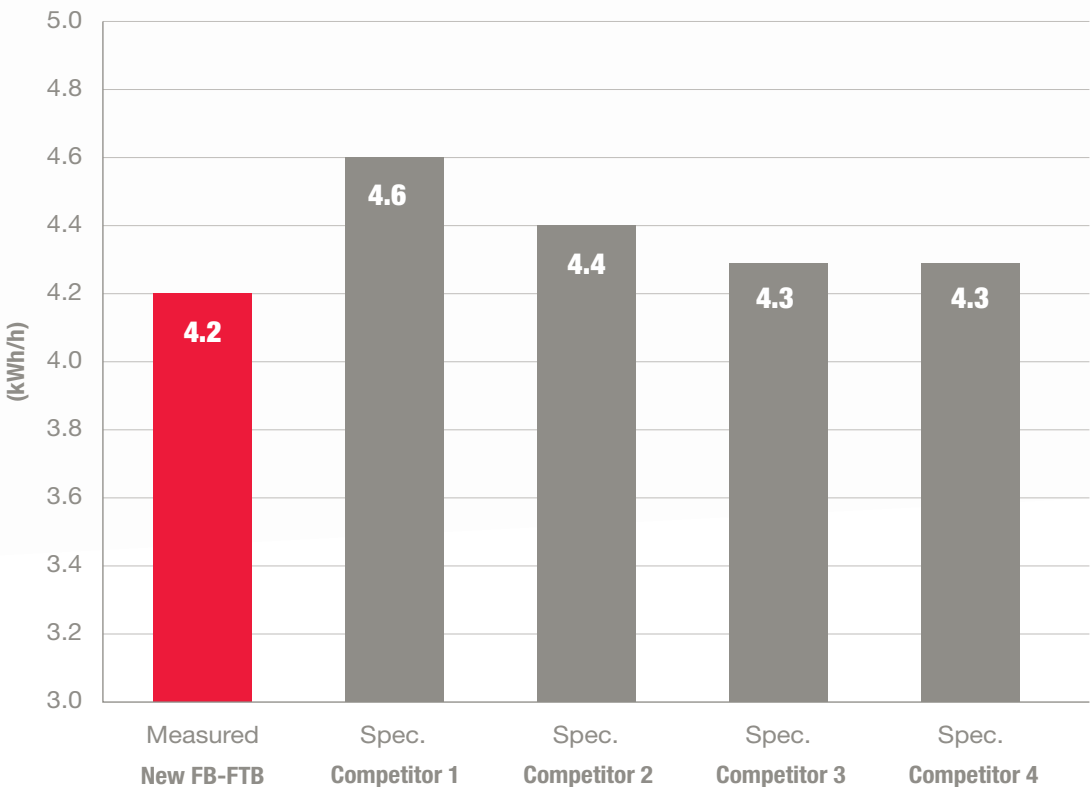


## INDUSTRY LEADING LOW ENERGY CONSUMPTION

### Low energy consumption

- Energy consumption measured to 4.2kW/h according to industry standard VDI test
- FTB most energy efficient model in the class

VDI Energy Consumption (60 Cycle/HR)



## EASY SERVICE ACCESS

- Increasing your uptime





# FB SERIES



## COST OF OPERATION

Operators represent a large cost in operations. When it comes to the efficiency of the truck we invest in the operator, making them more comfortable, therefore more efficient

20%

TRUCK

80%

OPERATOR



## UNIQUE ERGONOMIC DESIGN FOR OPERATOR COMFORT & PRODUCTIVITY

- Fully adjustable, fit for purpose, working environment
- Spacious (even for big operators)
- Minimalist steering column
- Multifunction mechanical levers
- Finger tip control (as an option)



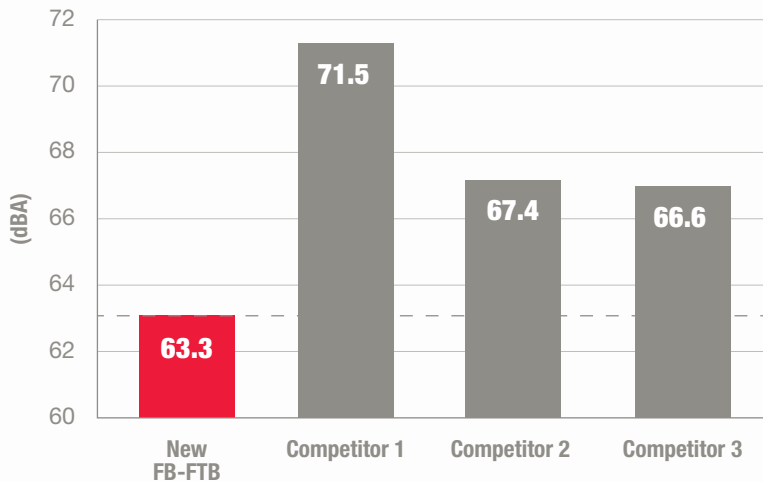
OPTIONAL



## QUIET OPERATION

A quiet environment makes the operator productive and safe. It's as quiet as a luxury car

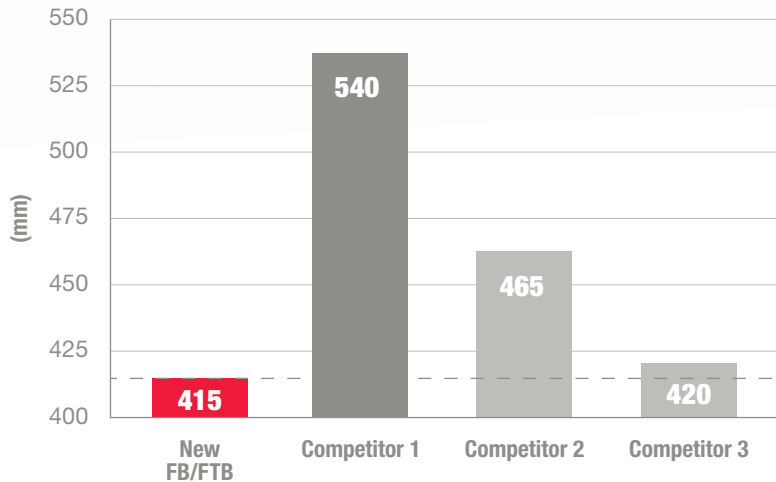
Operating sound level, hydraulics




## EASY GET ON/OFF

Low step height, designed for easy access

Step Height





MODEL	WHEELS	WHEELBASE (MM)	RATED CAPACITY KGS @ 500MM LOAD CENTRE				
			1250	1500	1600	1800	2000
FTB13-E2S	3	1280	•				
FTB15-E2S				•			
FTB16-E2		1385			•		
FTB18-E2						•	
FTB16-E2L		1495			•		
FTB18-E2L						•	
FTB20-E2L							•
FB16-E2	4	1430			•		
FB18-E2L		1540				•	
FB20-E2L							•

